



Bread&Net 2025

Quantitative Data Analysis



Attendees

Bread&Net 2025 convened 620 participants from 39 nationalities, representing civil society, media, academia, the private sector, and international organizations. With 1,320 total registrations, the event achieved an overall attendance rate of 46.97%, with significantly stronger in-person engagement compared to online participation.

Category	Registered	Attended	Attendance Rate
Offline	780	504	64.62%
Online	540	116	21.48%
Total	1320	620	46.97%

Among the 620 attendees, the majority 395 participants (78%) were first-time attendees, while 109 (22%) were returning participants, highlighting the event's ability to attract new audiences while maintaining engagement with previous participants.

Registered Individuals by Gender



Offline Attendees by Gender



■ Men ■ Female ■ Non-Binary □ Prefer not to say

Lebanon

■ 90
■ 195
■ 3
□ 4
292
47.10%

Egypt

■ 13
■ 32
■ 1
□ 1
47
7.60%

Jordan

■ 15
■ 15
■ -
□ -
30
4.80%

Syria

■ 10
■ 15
■ 1
□ 1
27
4.40%

Tunisia

■ 8
■ 13
■ -
□ -
21
3.40%

Iraq

■ 9
■ 10
■ -
□ -
19
3.10%

Yemen

■ 7
■ 11
■ -
□ -
18
2.90%

Libya

■ 6
■ 2
■ -
□ -
8
1.30%

Italy

■ 1
■ 5
■ -
□ -
6
1.00%

Sudan

■ 2
■ 2
■ -
□ -
4
0.60%


Germany

■ 3
■ 6
■ -
□ -
9
1.50%


Canada

■ 2
■ 2
■ -
□ -
4
0.60%

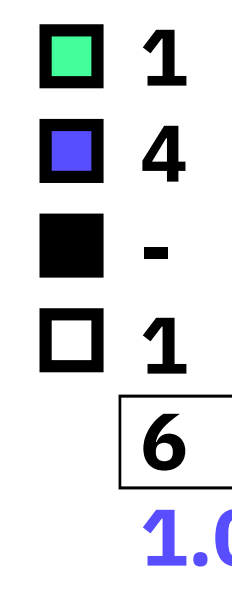
Nigeria




India




France



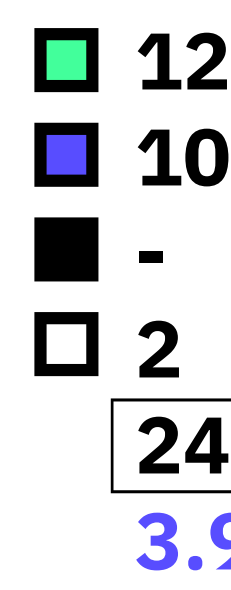
Australia




Netherlands




Palestine




United States



United Kingdom

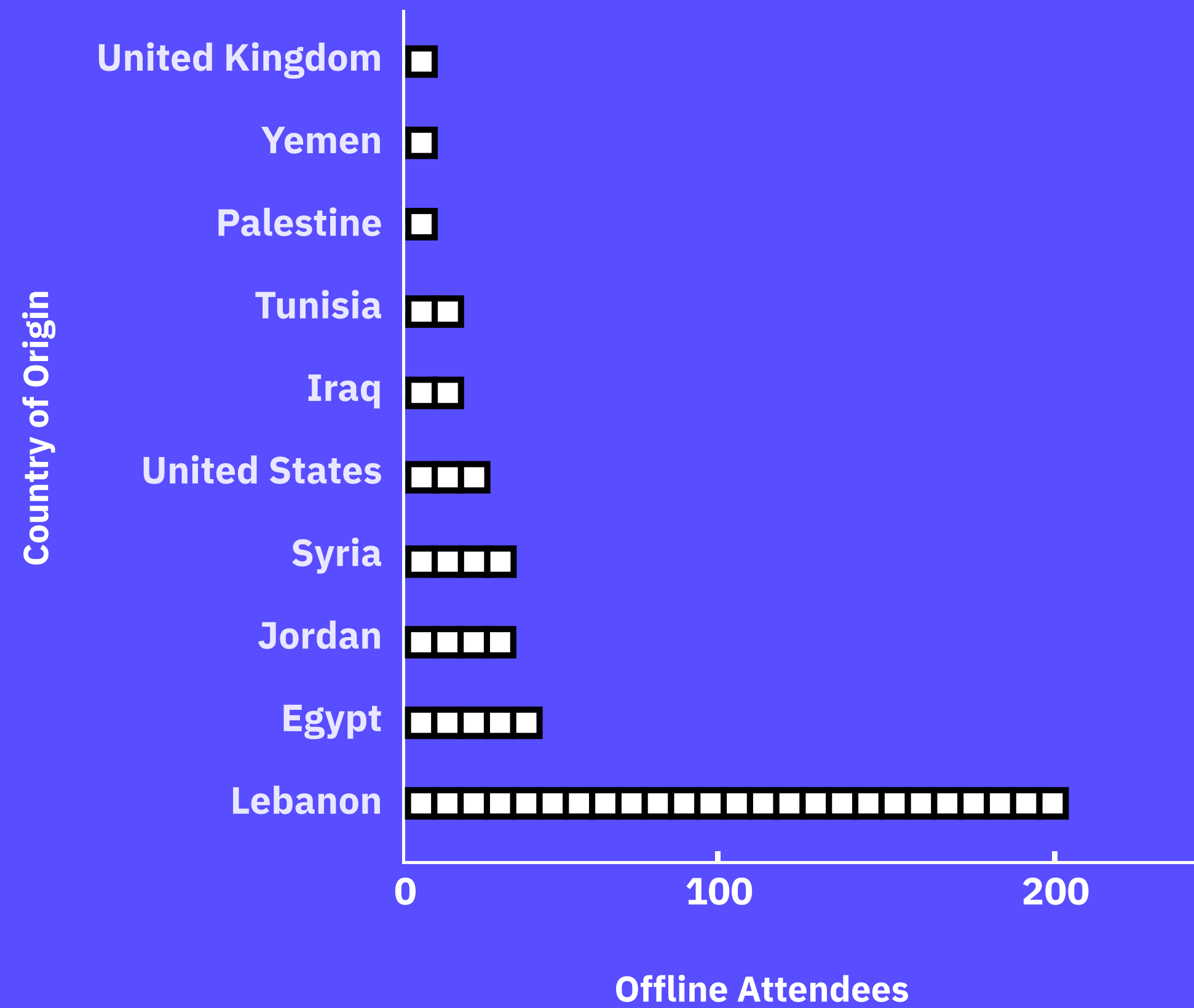


Other

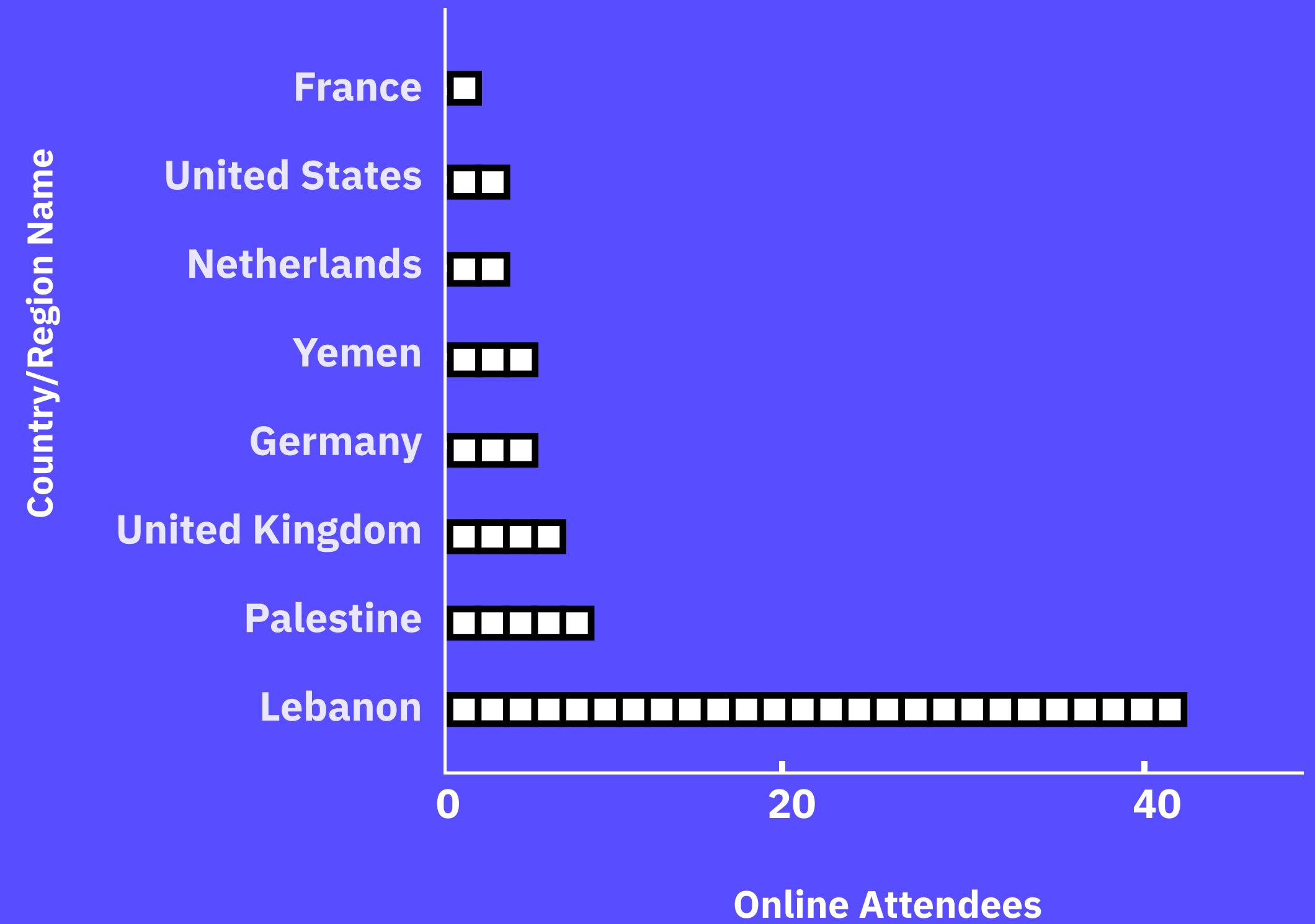


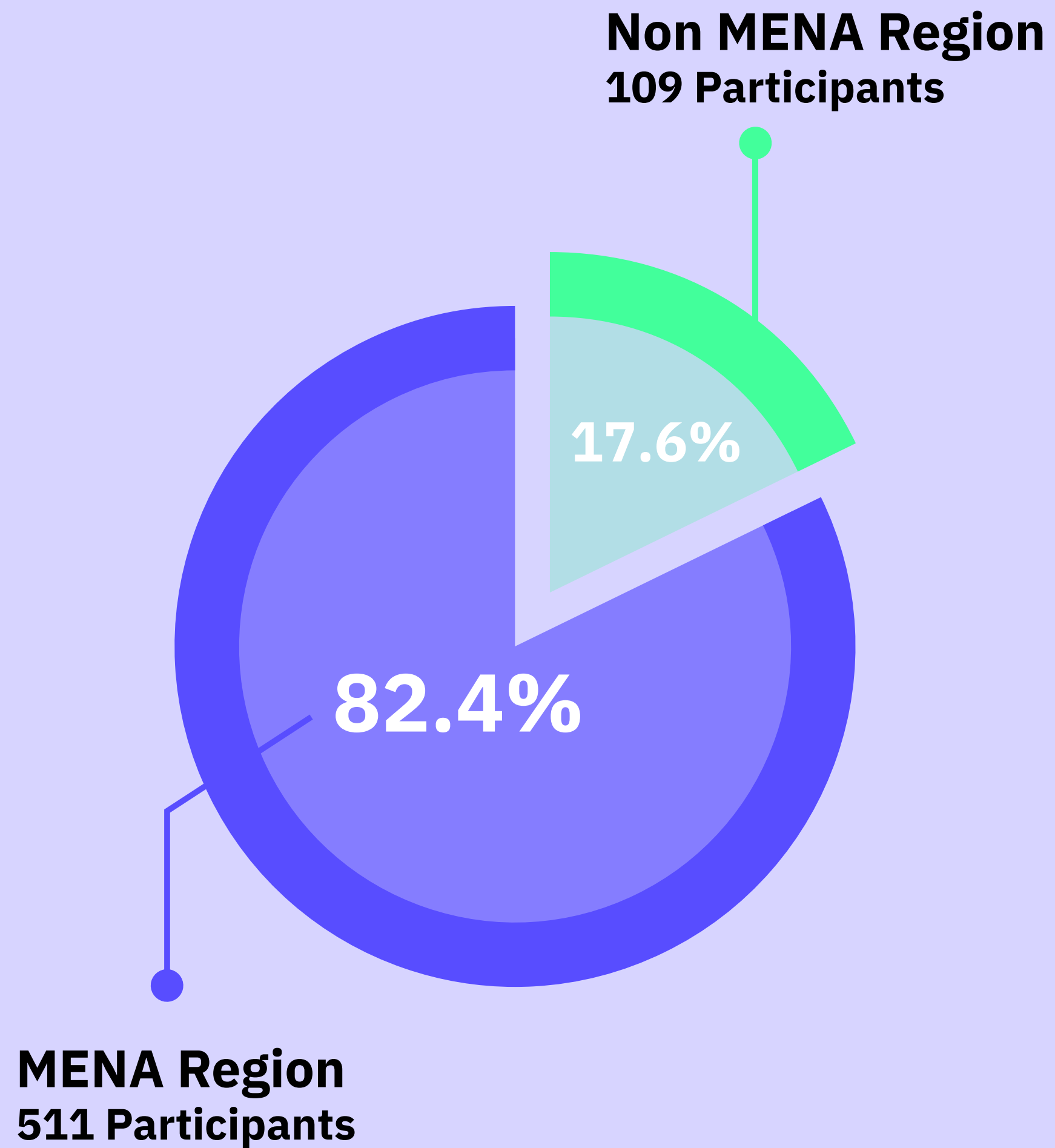
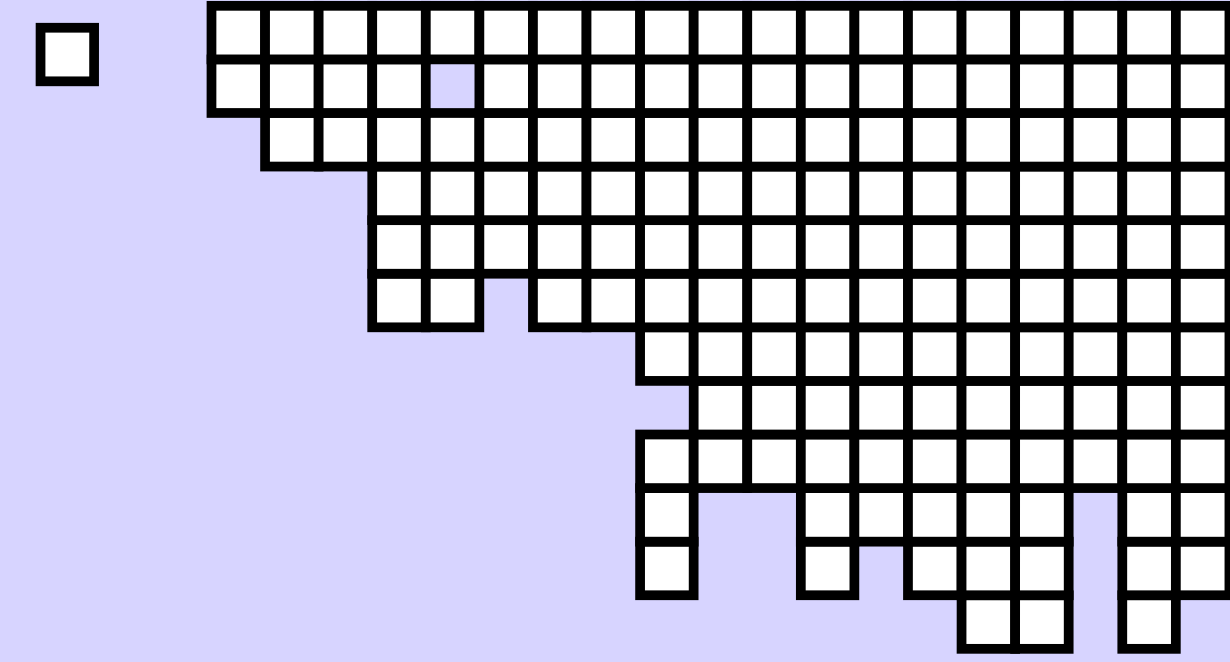
Total ■ 213 ■ 7 ■ 387 □ 13 **620** **100%**

Offline Attendees by Nationality



Online Attendees by Nationality



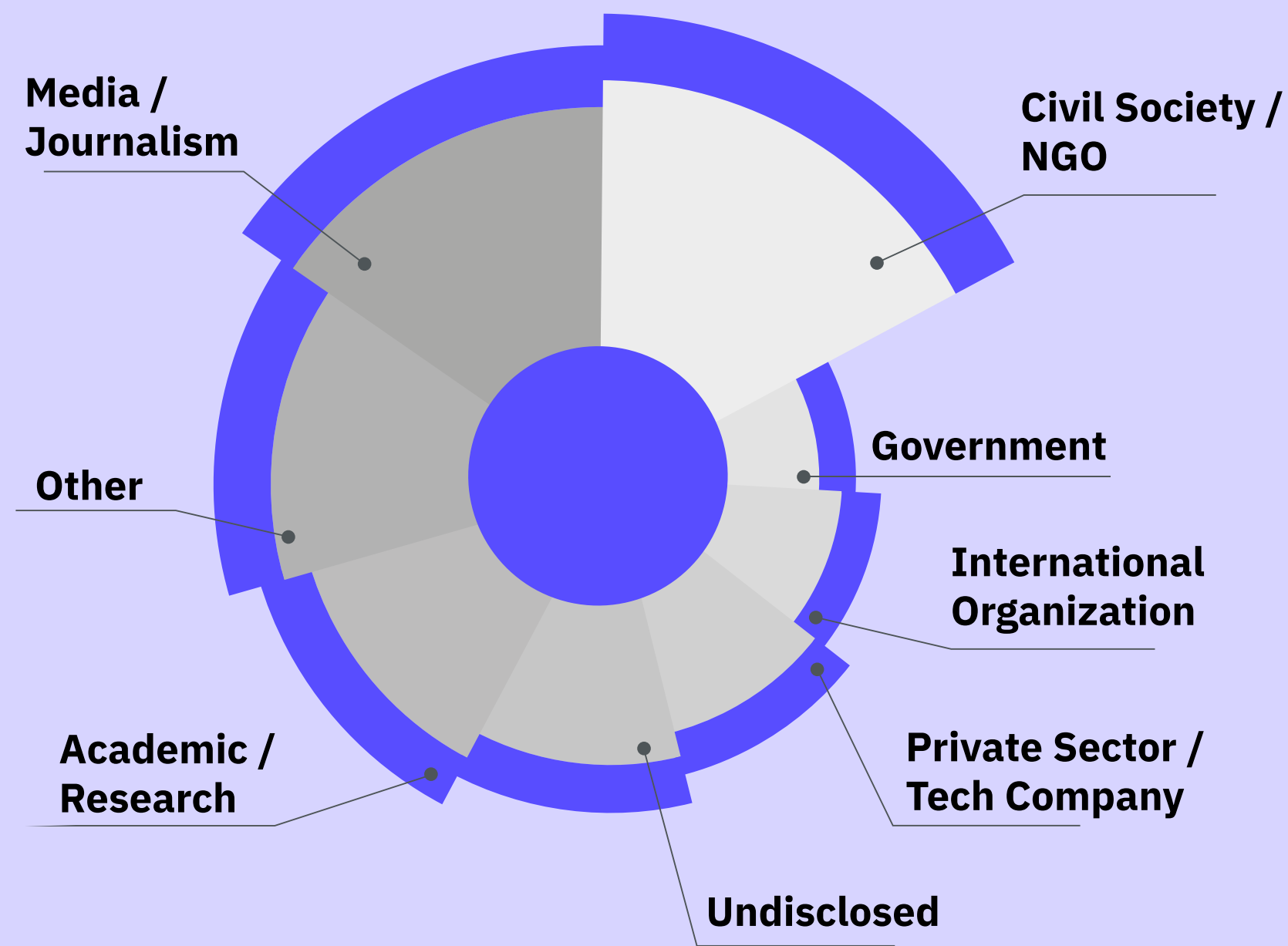


The nationality data indicate a strong regional focus of the event, with the majority of participants from the MENA region. Of the 620 attendees, 511 (82.4%) were from MENA countries, including Lebanon, Egypt, Jordan, Syria, Iraq, Tunisia, Palestine, Yemen, Libya, Sudan, and others. In contrast, 109 participants (17.6%) were from non-MENA countries, such as the United States, United Kingdom, Germany, and a diverse set of other countries represented in smaller numbers. This distribution underscores the event's primary aim to engage regional audiences while also providing space for global participation, ensuring that discussions remain relevant to local contexts while benefiting from international perspectives. The high proportion of MENA participants also aligns with the event's language and thematic priorities, reflecting its focus on regional issues and stakeholders.

<u>Age Range</u>	<u>Men</u>	<u>Women</u>	<u>Non-Binary</u>	<u>Prefer not to say</u>	<u>Total</u>
18-25	30	52	n/a	n/a	82
26–35	70	145	5	1	221
36-45	52	77	2	3	134
46-55	15	25	n/a	1	41
56–64	9	7	n/a	n/a	16
(blank)	5	5	n/a	n/a	10
Total	181	311	7	5	504

The age distribution of in-person participants shows a relatively young audience, with a mean age of approximately 34 years. The largest age group was 26–35, comprising 221 participants (43.9% of the total), followed by 36–45 (26.6%) and 18–25 (16.3%), indicating that the majority of attendees were in their prime working years. Participation gradually decreased across older age groups, with only 16 participants aged 56–64 (3.2%).

In terms of gender, women constituted the majority of participants, with 311 attendees (61.7%) compared to 181 men (35.9%), while non-binary participants and those preferring not to disclose made up a small fraction (1–1.4% each).



■ Registered
■ % of Total Registered
■ Attendees
 % of Total Attendees

Civil Society / NGO

■ 456
■ 34.55%
■ 193
 38.29%
 42.3%

Media / Journalism

■ 267
■ 20.23%
■ 107
 21.23%
 40.1%

Other

■ 227
■ 17.20%
■ 68
 13.49%
 30.0%

Undisclosed

■ 74
■ 5.61%
■ 38
 7.54%
 51.4%

Academic / Research

■ 124
■ 9.39%
■ 36
 7.14%
 29.0%

Government

■ 15
■ 1.14%
■ 5
 0.99%
 33.3%

International Organization

■ 71
■ 5.38%
■ 32
 6.35%
 45.1%

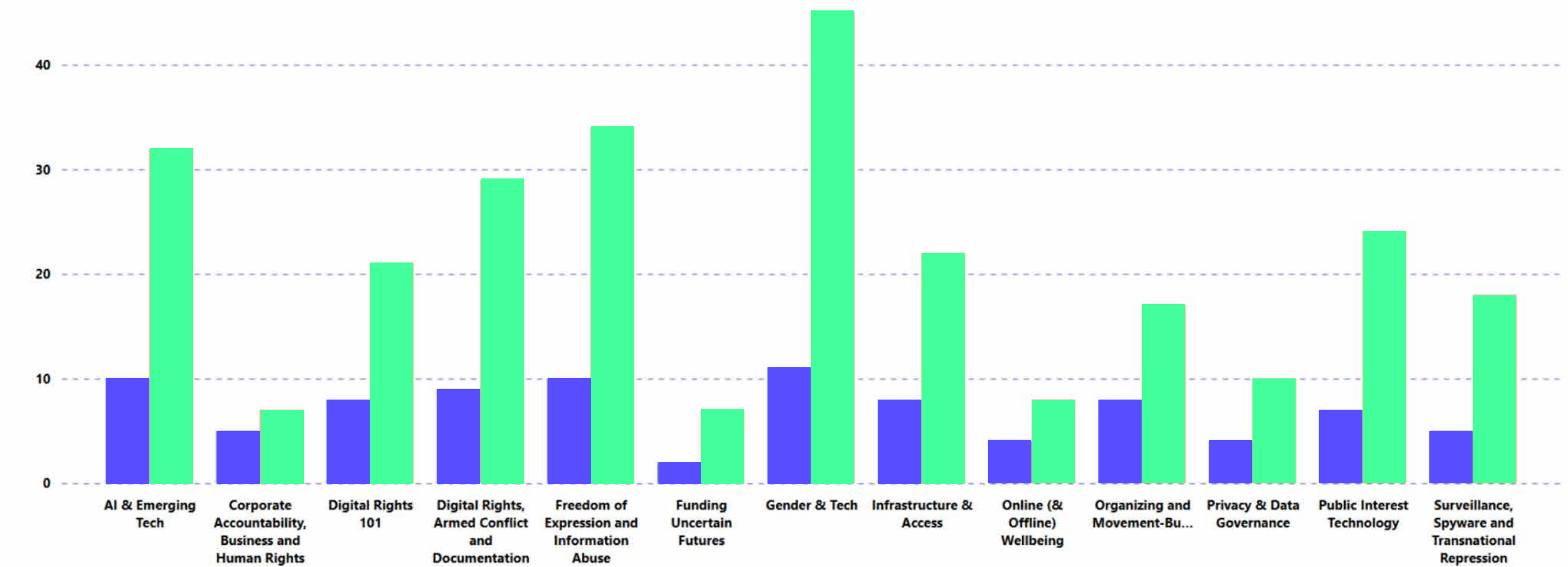
Private Sector / Tech Company

■ 86
■ 6.52%
■ 25
 4.96%
 29.1%

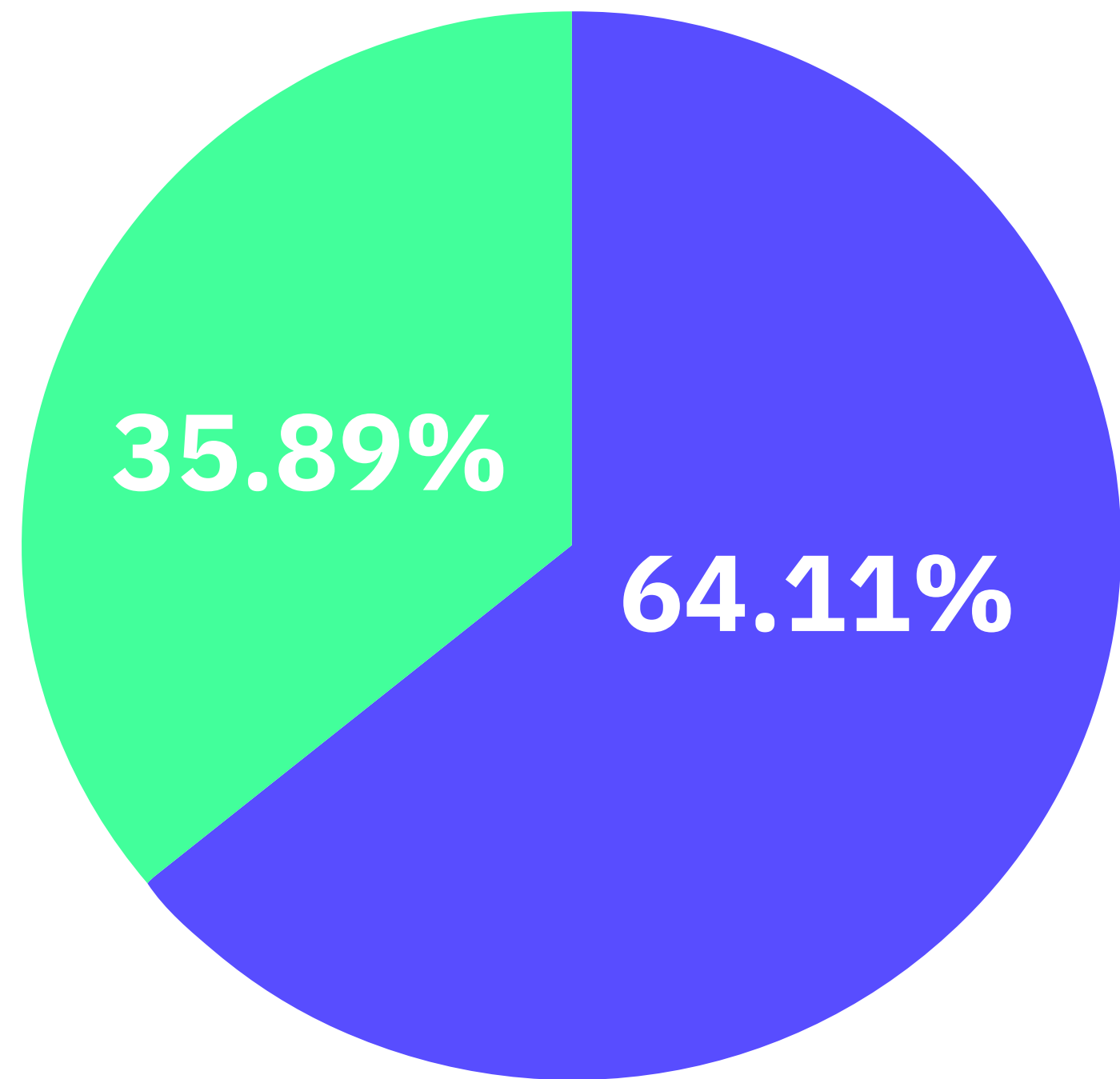
Implemented and Proposed Sessions by Theme

■ Implemented Sessions

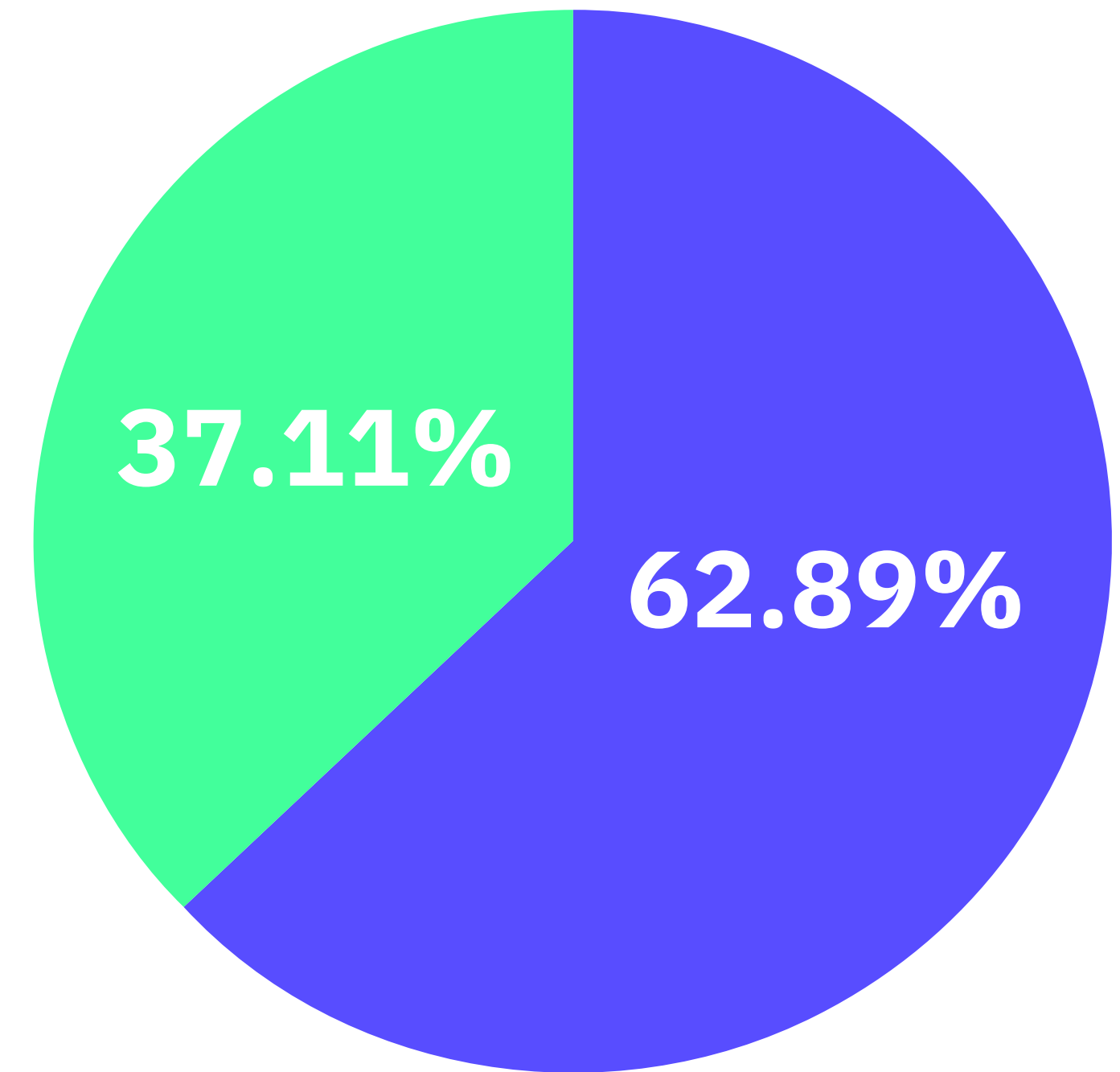
■ Proposed Sessions



Proposed Sessions by Language



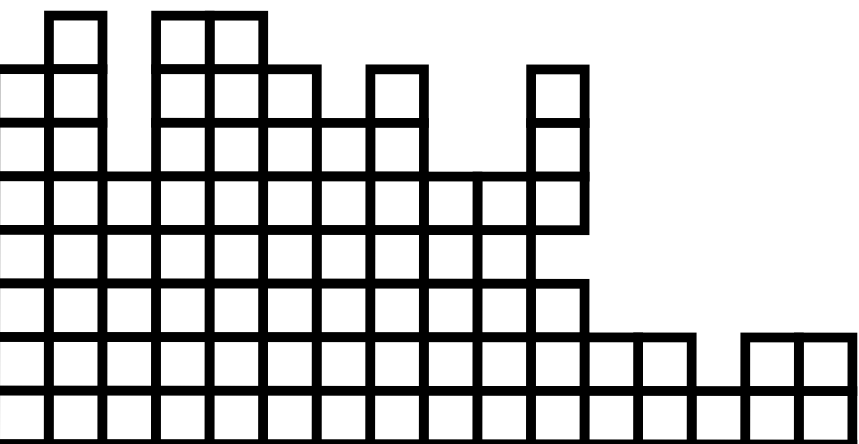
Implemented Sessions by Language




Language

 **Arabic**

 **English**





Event Performance Analysis (2022-2025)

